


2nd Grade Asynchronous Activities During District Internet Outage
September 21, 2020

Subject	2 nd grade
ELA	<p>*Read the High Frequency Words. 1) a 2) are 3) can 4) for 5) has 6) and 7) big 8) come 9) go 10) I</p> <p>2) Look at the Picture of the Day and fill in the Who, What, Where, Why questions and write a complete sentence using the words on a separate piece of paper.</p> <p>* Leer las palabras de alta frecuencia.</p> <p>1) a 2) son 3) lata 4) para 5) tiene 6) y 7) grandes 8) vienen 9) van 10) yo 2) Mire la Imagen del día y complete las preguntas Quién, Qué, Dónde, Por qué y escriba una oración completa usando las palabras en una hoja de papel separada.</p> <div style="display: flex; align-items: flex-start;"> <div style="flex: 1;">  </div> <div style="flex: 2; padding-left: 20px;"> <p>Who _____</p> <p>What _____</p> <p>Where _____</p> <p>Why _____</p> <p>Sentence: _____</p> <p>_____</p> </div> </div> <p>-40 minutes</p>
Math	<p>* Count the objects and tell me whether the number is ODD or EVEN. Then find items in your house that are odd or even. Like shoes, are they odd or even? Apples or oranges, are they odd or even? -45 mins</p>


Odd or Even?

Odd numbers end with these digits: 1, 3, 5, 7, or 9

Even numbers end with these digits: 0, 2, 4, 6, or 8

Odd or Even?

Count the items. Tell whether there is an odd number or even number of each object.

1.  How many?

 Odd or even?

2.  How many?

 Odd or even?

3.  How many?

 Odd or even?

4.  How many?

 Odd or even?

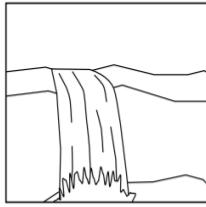
5.  How many?

 Odd or even?

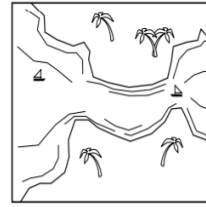
6.  How many?

 Odd or even?

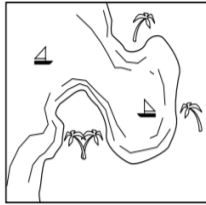
Social Studies	<p>* In your Green Folder, you will find Week 2 Being Responsible. Have a parent or sibling read the first 3 articles on what being responsible means, and what are the consequences if you are not being responsible. Then ask yourself the question: Am I responsible? What do I do to help my parents every day? What do I do that makes me responsible as a student?</p> <p>En su Carpeta Verde, encontrará la Semana 2 Ser responsable. Haz que uno de tus padres o un hermano lea los primeros 3 artículos sobre lo que significa ser responsable y cuáles son las consecuencias si no eres responsable. Entonces hágase la pregunta: ¿Soy responsable? ¿Qué hago para ayudar a mis padres todos los días? ¿Qué hago que me haga responsable como estudiante?</p> <p>-40 minutes</p>
Science	<p>* You are learning Science and about land formations and bodies of water. Make a poster of one of the bodies of water from the images below. Make sure you color it and label it correctly. -40 minutes</p>



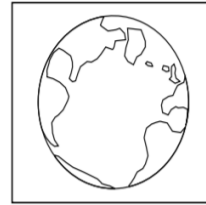
waterfall



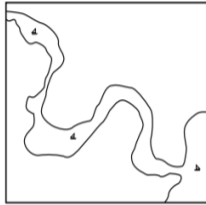
strait



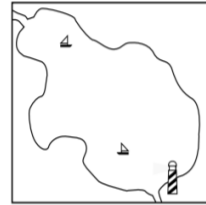
bay



ocean



river



lake

PE

Hop on 1 foot for 20 seconds
Hop on the other foot for 20 seconds
Do 10 jumping jacks.

Then do the following exercised on the floor.



- 30 minutes

Art

*How to Draw an Apple =

Follow the steps and then color the apple.

1




2



3






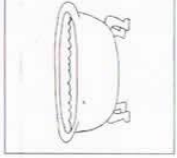


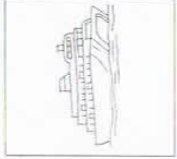

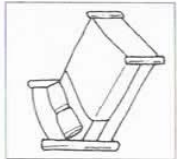



























4



	<p><i>-40 Mins</i></p>
--	------------------------

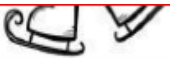
2nd Grade Asynchronous Activities During District Internet Outage
September 22, 2020

Subject	2 nd grade																																
ELA	<p>*Read the High Frequency Words. Write the words 2 times on a separate piece of paper.</p> <p>1) about 2) here 3) me 4) said 5) she 6) because 7) look 8) play 9) see 10) try</p> <p>2) Look at the pictures and complete the word by putting in the correct vowel. You will put in an A, E, I, O or U. Please write the words out on a separate piece of paper.</p> <div data-bbox="394 545 1822 1490" style="border: 1px solid black; padding: 10px;"><p>Name: _____ Date: _____</p><p style="text-align: center;">Phonics: Short Vowels</p><p style="text-align: center;">Write the short vowel spelling to complete each word.</p><table border="0" style="width: 100%;"><tr><td></td><td>c _ t</td><td></td><td>fr _ g</td><td></td><td>s _ n</td><td></td><td>r _ n</td></tr><tr><td></td><td>h _ nd</td><td></td><td>b _ th</td><td></td><td>f _ sh</td><td></td><td></td></tr><tr><td></td><td>ch _ st</td><td></td><td>sh _ p</td><td></td><td>s _ x</td><td></td><td></td></tr><tr><td></td><td>b _ d</td><td></td><td>m _ p</td><td></td><td></td><td></td><td></td></tr></table><p style="text-align: right; font-size: small;">© Benchmark Education Company, LLC 5</p><p style="text-align: right; font-size: small;">Grade 2 • Unit 1 • Week 1 • Short Vowels</p><p style="text-align: right; font-size: 2em; font-weight: bold;">2</p></div>		c _ t		fr _ g		s _ n		r _ n		h _ nd		b _ th		f _ sh				ch _ st		sh _ p		s _ x				b _ d		m _ p				
	c _ t		fr _ g		s _ n		r _ n																										
	h _ nd		b _ th		f _ sh																												
	ch _ st		sh _ p		s _ x																												
	b _ d		m _ p																														

-45 minutes

Math

* Find the Missing Addends. Use your Number Rack to complete the addition problem. Write the problems and answers on a separate piece of paper.

Directions: Find the missing number for each problem. 

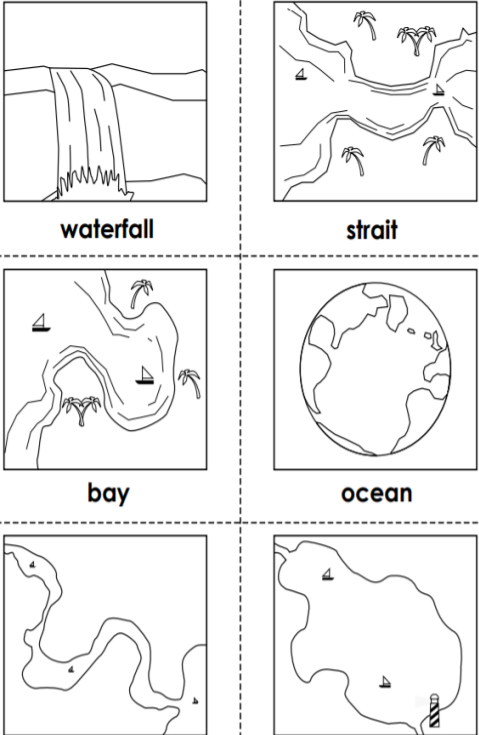
$5 + \square = 14$	$\square + 9 = 17$
$\square + 6 = 12$	$8 + \square = 16$
$7 + \square = 11$	$\square + 6 = 15$
$\square + 4 = 13$	$7 + \square = 13$
$8 + \square = 16$	$\square + 9 = 18$
$\square + 9 = 17$	$6 + \square = 10$
$3 + \square = 10$	$\square + 7 = 14$
$\square + 6 = 13$	$8 + \square = 13$
$7 + \square = 12$	$\square + 7 = 11$

© x 7/17

35 mins

Social

* In your **Green Folder**, you will find **Week 2 Being Responsible**. Have a parent or sibling read the next 3 articles

<p>Studies</p>	<p>on authority, rules and law and, courage. Then ask yourself the question: Why do we follow the rules? What is the difference between a rule and a law? Do I have courage?</p> <p>* En su Carpeta Verde, encontrará la Semana 2 Ser responsable. Pida a un padre o hermano que lea los siguientes 3 artículos sobre autoridad, reglas y leyes y valor. Luego, hágase la pregunta: ¿Por qué seguimos las reglas? ¿Cuál es la diferencia entre una regla y una ley? ¿Tengo coraje?</p> <p><i>-40 minutes</i></p>
<p>Science</p>	<p>* You are learning Science and about land formations and bodies of water. Make a poster of another one of these bodies of water from the images below. Don't do the same one, make it different. Make sure you color it and label it correctly. <i>-40 minutes</i></p> <div data-bbox="793 621 1344 1425" style="border: 1px dashed red; padding: 10px; text-align: center;">  <p>waterfall strait</p> <p>bay ocean</p> <p>river lake</p> </div>
<p>PE</p>	<p>Hop on 1 foot for 20 seconds</p>

Hop on the other foot for 20 seconds
Do 10 jumping jacks.

Then do the following exercises.

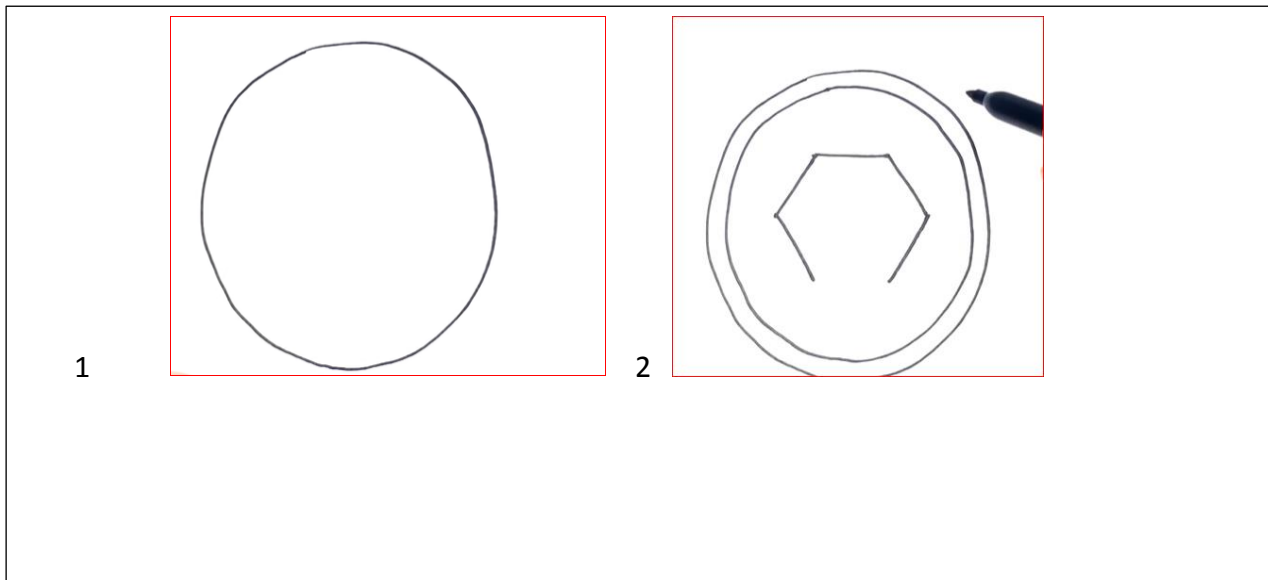


- 30 minutes

Art

*How to Draw a Turtle =

Follow the steps and then color the Turtle.




3



4



5



-40 Mins